

DISCOVER LUXURY IN THE HEART OF COUNTY DURHAM

with Holiday Home Ownership at Witton Castle,
Witton-le-Wear, County Durham



WITTON CASTLE
COUNTRY PARK

**Holiday Home
Buyers Guide**

www.witton-castle.co.uk



Have a question?

Call us on 01388 488 230 or visit www.witton-castle.co.uk



We're so happy we chose Witton Castle, with fantastic on park facilities and the beautiful countryside to explore there is something for all of our family"

Mr & Mrs Morgan
Owners at Witton Castle for 3 years



Benefits of Ownership

- 15th Century Castle
- Family Bar & Restaurant
- Entertainment Showbar
- Adults' Bar
- Crazy Golf Course
- David Bellamy Nature & Cycle Trails
- Annual Family Events
- Coffee Shop & Mini Market
- Cinema
- Kids Games Room
- Adventure Play Area
- Discounted access to local attractions, plus much, much more!

All of this situated in the heart of County Durham

Why Witton Castle?

Situated just one mile from the A68 near Witton Le Wear and 25 minutes from Durham, Witton Castle is the perfect location for exploring the beauty of rural County Durham. There is something for everyone whether it be walking, cycling, fishing or just wishing to relax and spend quality time with the family.



The Castle, built in 1410, forms the grand and majestic centrepiece of our country park. The Estate is steeped in history and the castle grounds are home to hundreds of stunning English oak, birch and beech trees with an abundance of wildlife including squirrels and roe deer, as well as one of the finest trout fisheries in Northern England. Witton Castle Country Park has continued to earn the prestigious David Bellamy Gold award for conservation towards nature and wildlife.

With so much to see and do already, and so many more exciting plans to follow, you certainly won't be short of reasons why you should invest in your very own Luxury Holiday Home. Your own Holiday Home to cherish... In a location you'll love.

Contents

	Page
Out & About, County Durham	4-5
Ownership Benefits	6-7
Witton Castle Park Map	8-9
Your Witton Castle Holiday Home	10-11
Buying Guide at Witton Castle	12-13
Discover Shorewood Leisure Group	14-15



High Force Waterfall



Beamish Museum

Imagine this... an exciting day out exploring the many attractions that County Durham and the surrounding area has to offer, all within easy reach of Witton Castle. After a day exploring, return to the comfort of your luxury holiday home... idyllic!



Hamsterley Forest

Places of interest...

Hamsterley Forest

Visitors to Hamsterley have no shortage of options when it comes to forest adventure or a tranquil getaway from the hustles of modern living.

Beamish Museum

Experience a real sense of your past at Beamish, and discover what life was like in North East England in Georgian, Victorian and Edwardian times.

High Force Waterfall

High Force suddenly and spectacularly drops 70 feet into a plunge pool below, making it England's highest uninterrupted drop of water.

Barnard Castle Market Town

Traditional market town with shops, cafés and restaurants

Weardale

The area represents a part of English heritage and culture. Great for walkers and cyclists.

Killhope Lead Mine

A fully restored 19th century Victorian lead mine, where you can experience for yourself the life and work of there lead mining families.

Raby Castle

Home to Lord Barnard's family since 1626, one of England's finest medieval castles. Open for tours and outdoor events.

DURHAM CITY

Durham City, home to the iconic Durham Cathedral and Castle World Heritage Site, sits at the heart of an extraordinary county where breathtaking countryside and dramatic coastline are dotted with cultural treasures.

Discover the cobbled streets of the city, where stylish boutiques and quirky craft shops sit alongside big name brands. There's so much to see and do in Durham, it's a place you'll be enjoying time after time.

Out and about, County Durham



Ownership Benefits

Cycle trails.
A great way to see the beautiful
countryside surrounding Witton Castle.



Our holiday home owners
benefit from our very own
Privilege Card, giving them
great discounts on the park
in our bar & restaurant and
also at local attractions



Ownership Benefits

There is so much to do at Witton Castle with year round
events for the whole family, from hot air balloon flights to
classic car shows with family fun days and many more.
Have a look below at our on park facilities.




Take time out with the
family and discover our
David Bellamy nature trails.



A cosy real fire and
delicious homemade
food. Heaven!



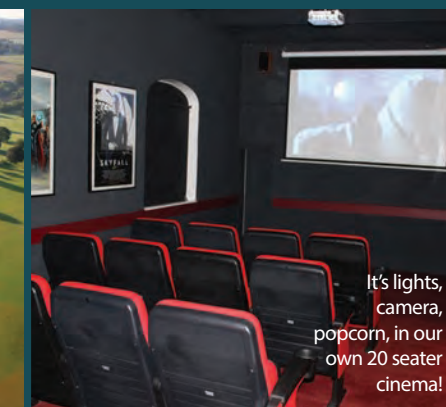
There are many ways to
relax at Witton Castle.



Have fun on
our Crazy
Golf course.



We are proud to be a launch site for Virgin
balloon flights, the experience of a lifetime.



It's lights,
camera,
popcorn, in our
own 20 seater
cinema!



Entertainment for
all the family.

Park and facilities...

Merlin's Show Bar

The magnificent family showroom with
entertainment from top quality
entertainers and our own resident Wacky
Wizard Merlin providing fun for the Kids
and all the family! We also have Kids' discos,
Professional vocalists, Pantomimes,
Karaoke and much, much more! Come and
join in the fun!

Kids Games Room

The kids have their very own games room
in the Castle with a unique night sky effect
theme, a great choice of games and flat
screen TV.

The Cellar Bar

Newly Refurbished, the Cellar Bar can be
found in the old wine cellar, full of character
and history. You can enjoy a nice quiet drink
in a more relaxed atmosphere with soft
background music either in the main Cellar
or in one of its quirky Snug's. In the summer
season, the Bar also has direct access to the
front of the Castle and a Private Beer
Garden.

Jester's Bar

The Castle's main bar with far reaching
views over our lakes and the rolling hills of
the Wear Valley. Sky Sports TV is available
hosting all the major sporting events. A
great place to relax, come along and join in
our Quiz nights and Pool tournaments.

Coffee Shop & Mini Market

Witton Castle's Mini Market stocks all the
necessities including children's toys and
fresh produce. Local tourist attraction
information can be found in the shop, for
great places in and around County Durham
to take the family. It also has a coffee lounge
with a bookexchange library.

Castle Restaurant

The Restaurant is open for lunch, dinner
and Sunday Roast in this relaxed,
comfortable and unique setting. The
Restaurant, with a log burning fire, also has
expansive views over the Wear valley. We
have midweek themed nights, Curry & Pint
night, Steak & a Bottle of Wine night and a
Burger night, among others.

Childrens Play Area

There are two play areas, one for toddlers with
seesaws and swings and another for the more
energetic children with climbing frames,
slides, roundabouts and swings, all with soft
flooring just in case.

NEW Cinema

We are very excited to now offer a twenty-
seater cinema within the Castle, Snacks
available from the bar. Brilliant for those
rainy days.

NEW Crazy Golf Course

To further enhance the park facilities we
now have a purpose built castle themed
crazy golf course with a walled picnic
garden, perfect for those sunny family days.

Castle Courtyard

Enjoy a stroll through
the Courtyard and
admire the architecture
of the 15th century
castle on your doorstep.
The Courtyard is
overlooked by the old
clock tower, bursting
with character. You can
also enjoy a refreshing
drink in the courtyard in
the summer months.


Have a question? Call us on 01388 488 230 or visit www.witton-castle.co.uk

Pick your Plot



Witton Castle Park Map

Choosing your plot at Witton Castle is an exciting part of purchasing your family holiday home, would you like panoramic views of the beautiful countryside and the Majestic Castle, a cosy quiet cult-de-sac with privacy, overlooking wildlife in our ancient woodland or located near one of our David Bellamy nature trails with easy access to the surrounding countryside... the choice is yours!



The superbly kept grounds are for all to enjoy.



Discover the architecture of the 15th Century castle. All on your doorstep.



Wherever you choose your plot at Witton Castle, you will be guaranteed unrivaled views.

Pick your perfect pitch at Witton Castle

- **Fantastic Views**
- **Private Parking**
- **Immaculately Presented**
- **Mains Services**
- **Set in 350 acres of parkland**

On arriving at Witton Castle you will notice the very high standards that set us apart from other parks with seasonal planting, managed woodland, super sized holiday home plots immaculately presented. The entire park boasts private block paved parking bays, vast spacing's with fully serviced concrete bases with mains gas.



Here at Witton Castle
we can supply new
holiday homes from
all of the leading
manufacturers...

Have a question?

Call us on
01388 488 230
or visit
www.witton-castle.co.uk



Contemporary fabrics



Spacious Bathroom



2 and 3 Bedroom Holiday
Homes available

Your Witton Castle Holiday Home

At Witton Castle you can choose a Holiday Home to suit your exact needs. There is something to suit every taste and budget. They're all built to a high quality specification from manufacturers you can trust. Our experienced team can help you pick out the right Holiday Home that suits the needs of you and your family.



The perfect choice of Holiday Home

As well as choosing a Holiday Home to suit you and your family, you can also select the perfect location, for example central location for park facilities or further away to enjoy the views and landscaping.

Unlike other parks who may impose a caravan age limit, we are happy for you to enjoy your Holiday Home at Witton Castle for as long as you decide. However, you can also upgrade your Holiday Home as and when you wish.

Your Holiday Home Options...

- Full gas central heating with low running costs
- Double glazing throughout
- 2 and 3 bedroom models available
- Contemporary open plan living
- Fully fitted modern living spaces

Notes

Questions, questions! We are sure by now you must have a few... Why not jot them down here?!



ALREADY OWN A HOLIDAY HOME?

► Part exchange your holiday home from another park. Part exchange your Tourer / Motorhome. Settle your existing finance through us.

HOW TO BUY A HOLIDAY HOME

► We stock an excellent and large variety of new and pre owned models with fantastic bargains for beginners through to top of the range extra wide holiday homes for the more experienced buyer. We regularly tailor financial packages based on a customer's specific requests and budget.

We offer a superb 5 day move in service so you can be enjoying Witton Castle sooner than you think.

MY ADVISOR'S DETAILS...

1st Time Buyers

Many of our first time buyers prefer a smaller financial commitment, so we always have an extensive range of starter models to suit all requirements. With fully sited, all inclusive models from just £12,995, the attraction of hassle free holidays as often as you like during our extended season has never been more affordable.



Step Up The Ladder

For a holiday home that combines quality, style and value for money, we also carry a large range of new and pre owned fully winterised models.



**FINANCE RATES
FROM AS LOW AS
2.99%***

We have just set up a new finance rate with Barclays that is at an unbeatable rate of 2.99%

*Subject to terms and conditions

Buying Guide at Witton Castle

Whether it's your first time owning a holiday home, looking to upgrade or you are seeking the ultimate luxury in ownership, our dedicated sales team will give you expert advice on choosing your ideal caravan or lodge at Witton Castle.



Your holiday home at Witton Castle is within easy reach.

Ultimate Holiday Ownership

► The holiday home design revolution of the past few years has led to the production of state of the art, prestigious models by the major manufacturers. With top quality furnishings, innovative design and award winning levels of luxury, these models are aimed at the more discerning buyer. Witton Castle is proud to stock the majority of these models which are all available to view.

Don't Forget

- We do not have an age limit on any of our Holiday Homes
- Finance provided by Barclays and Blackhorse
- Each pitch is supersized and has its own private driveway as standard
- No sites fees to pay until next billing point
- Insurance paid until next billing point

Have a question? Call us on 01388 488 230 or visit www.witton-castle.co.uk



WIN

**A WEEKEND
BREAK
AT A PARK OF
YOUR CHOICE**

To enter simply
visit our website
and complete the
competition form



**SHOREWOOD
LEISURE**

COUNTRY PARKS

COASTAL PARKS



**PERCY WOOD
COUNTRY PARK**
SWARLAND - NORTHUMBERLAND

SAT NAV
NE65 9JW



**TOCKETTS MILL
COUNTRY PARK**
GUISBOROUGH - NORTH YORKSHIRE

SAT NAV
TS14 6QA



**ALDBROUGH
LEISURE PARK**
ALDBROUGH - EAST YORKSHIRE

SAT NAV
HU11 4SA



**HORNSEA
LEISURE PARK**
HORNSEA - EAST YORKSHIRE

SAT NAV
HU18 1JY



**NORTH BAY
LEISURE PARK**
BRIDLINGTON - EAST YORKSHIRE

SAT NAV
YO16 6TG



With views across the Simonside Hills and populated with some of the region's most elusive wildlife you will understand why this Award Winning park holds a reputation as one of the region's most prestigious parks.

TEL 01670 787 649
www.percywood.co.uk



Nestled in a tranquil valley and surrounded by acres of private woodland, Tocketts Mill Country Park and Restaurant is the perfect location for discovering North Yorkshire and Cleveland.

TEL 01287 610 182
www.tockettsmill.co.uk



A wonderful place to relax and unwind... away from it all! We are nestled on the East Yorkshire Coast, with stunning sea views and within easy reach of miles of sandy beaches..

TEL 01964 529 292
www.aldbroughleisurepark.co.uk



A beautiful countryside and stunning coastal scenery surrounding Hornsea Leisure Park and Within walking distance, there are many local attractions in and around this thriving market town of Hornsea.

TEL 01964 535 352
www.hornsealeisurepark.co.uk



A long established Award Winning Park, set only a stones throw from the North Beach and Promenade of Bridlington offering miles of unspoilt golden sands, and within easy reach of some of East Yorkshire's finest countryside.

TEL 01262 673 733
www.northbayleisurepark.com

DISCOVER MORE FROM SHOREWOOD LEISURE GROUP...

With a selection of 5 star Country or Coastal parks we are confident we will have the ideal park to suit your lifestyle.

FOLLOW US
@SHOREWOODPARKS

To find out more information on any of our Country or Coastal parks call us to speak to a member of the team on the numbers provided or visit our group website...

www.shorewoodleisuregroup.co.uk



For more information on our relocation packages,
buying a holiday home or to arrange a visit, call us today

01388 488 230

Or visit www.witton-castle.co.uk

Part of the
Shorewood Leisure Group



SHOREWOOD
LEISURE



Proud winners
of the Gold Level,
David Bellamy
Conservation Award

Witton Castle Country Park

Sloshes Lane, Near
Witton-Le-Wear,
County Durham,
DL14 0DE

Sat Nav users please use
"Sloshes Lane" as well as postcode

